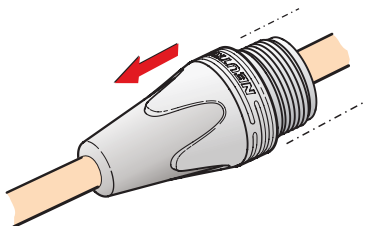


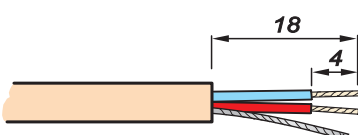
Allgemeintoleranzen ISO 2768-m	Werkstoff  KEIN_MAT -	Massstab:  2:1 (A4)		Datum	Name
			Gezeichnet	06.07.04	jutz b
Zeichnung urheberrechtlich geschuetzt (DIN 34) (C)			Freigegeben	-	-
			Geaendert	17.04.07	jutz b
Benennung  XX-Serie NC 3MXX			Aend.-Nr.		Aend.-Index
			-		B
NEUTRIK AG FL-9494 SCHAAN			Ersatz fuer:		Blatt 1 von 1 Bl.
			Zeichn. Nr.		ST-NC 3MXX

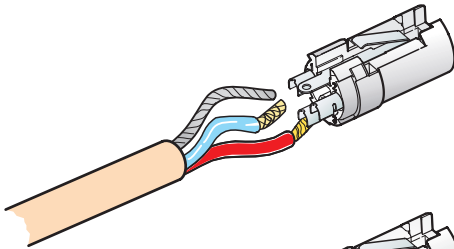


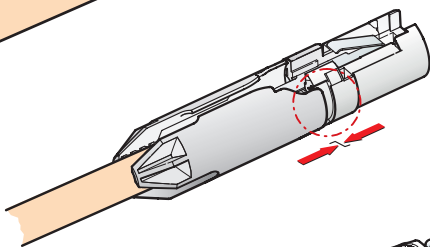
# ASSEMBLY INSTRUCTION

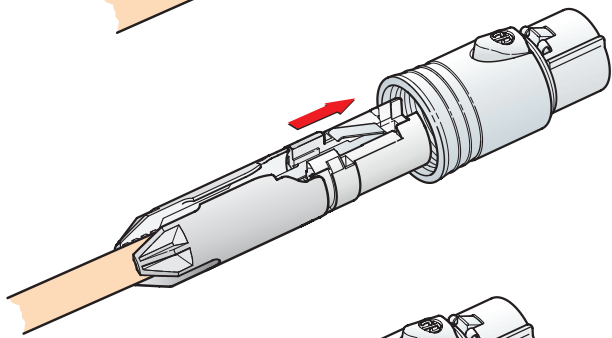
## NC\*FXX & NC\*MXX | XLR Cable Connector

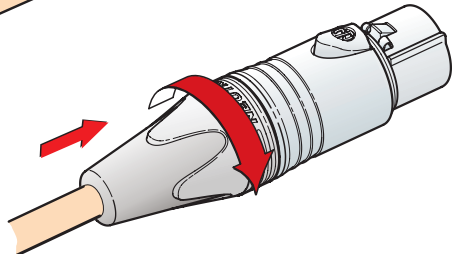
**(A)** 

**(B)** 

**(C)** 

**(D)** 

**(E)** 

**(F)** 

**(A)** Slide the boot onto the cable.

**(B)** Prepare cable as shown.

**(C)** Insert wires into the terminals and solder them.


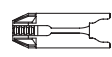

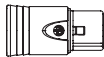
**(D)** Put chuck onto the cable.  
**Attention: Pay attention to the guiding key.**

**(E)** Slide insert and chuck together into the housing.


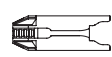


**(F)** Finish the installation by turning the bushing onto the connector.

**ORDER OF ASSEMBLY**

**NC\*FXX**

			
bushing	chuck	insert	housing

**NC\*MXX**

			
--	---	---	---

NEUTRIK AG	LI	T: +423 / 237 24 24	F: +423 / 232 53 93	NEUTRIK Vertriebs GmbH	DE/NL/AT	T: +49 8131 / 280 890	F: +49 8131 / 280 830
NEUTRIK Zürich AG	CH	T: +41 44 / 736 5010	F: +41 44 / 736 5011	NEUTRIK France	FR	T: +33 1 / 4131 6750	F: +33 1 / 4131 0511
NEUTRIK USA Inc.	USA	T: +1 732 / 901 9488	F: +1 732 / 901 9608	NEUTRIK Tokyo Ltd.	JP	T: +81 3 / 3663 4733	F: +81 3 / 3663 4796
NEUTRIK (UK) Ltd.	UK	T: +44 1983 / 811 441	F: +44 1983 / 811 439	NEUTRIK Hong Kong Ltd.	HK	T: +852 / 2687 6055	F: +852 / 2687 6052

Draft. Nr.: BDA 158 / 3102M1381 | Update: 12..03.2008 | Data subject to change without prior notice. ©2008NEUTRIK®. ALL RIGHTS RESERVED.